MD14 치수

치수 및 설치 뷰. 단위는 각 뷰에 인쇄된 라벨입니다.

이 도면들은 스트로크를 선정하지 않습니다. 주문하는 구성에 대해 장착을 확인하십시오.

좌측 L: 2 뷰. 뷰 1, 단면 플랜지

우측 R: 3 뷰. 뷰 1, 뷰 2, 단면 플랜지

좌측 L: 1 뷰. 공학 개요

우측 R: 1 뷰. 공학 개요

MD14 · 좌측 L · 뷰 1


120
M×200
(A)
138
200
B
106
2(M+2)-M8深10 沉孔Ø11深18
Ø14
45°
45°
Ø50深4
C
4-M5 深15 PCD70
L=S+358
8-M6 depth 20
122
70
2-Ø6H7 depth 20
122
左极限位置a=90
140
极限行程S1=S+20
右极限位置b=108

MD14 · 좌측 L · 단면 플랜지

B向视图

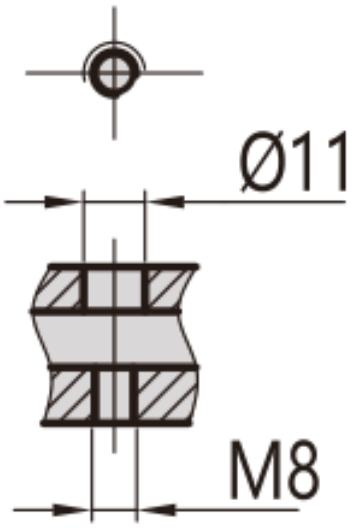

C向视图

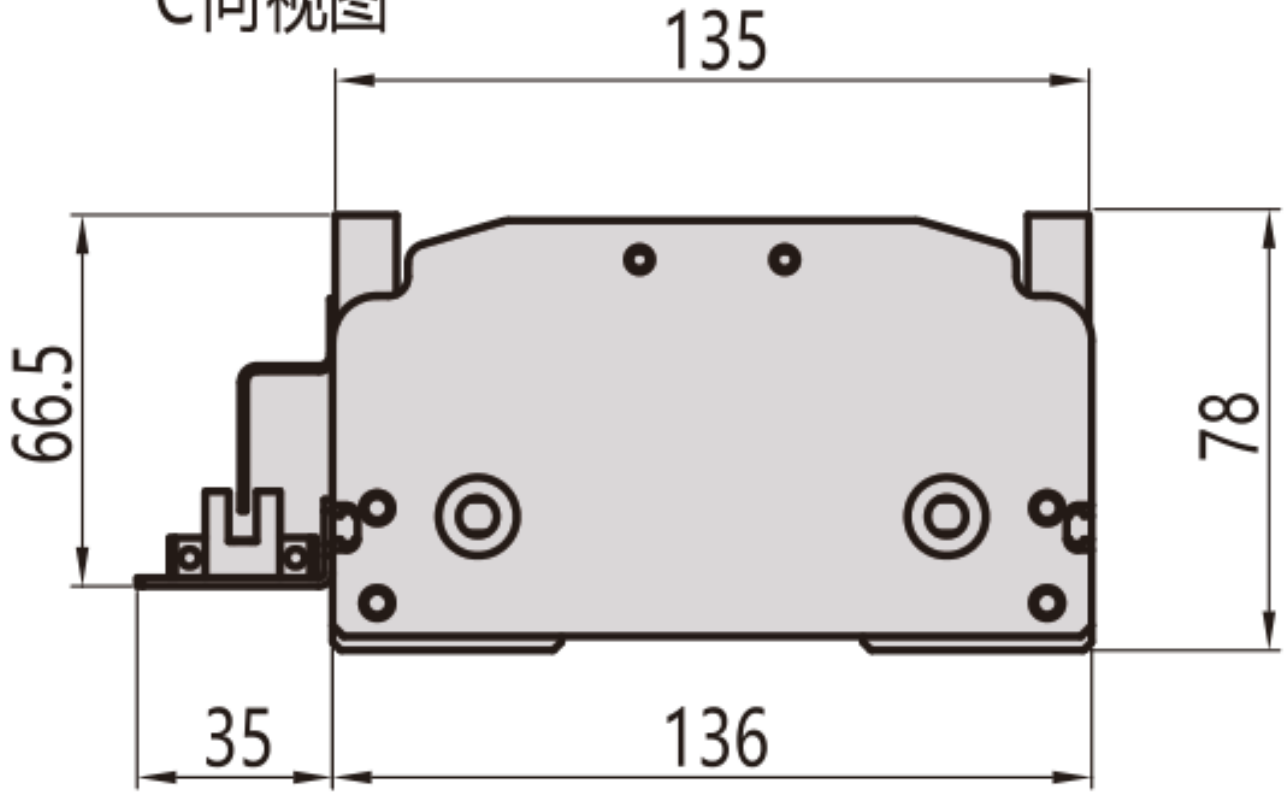

MD14 · 우측 R · 뷰 1

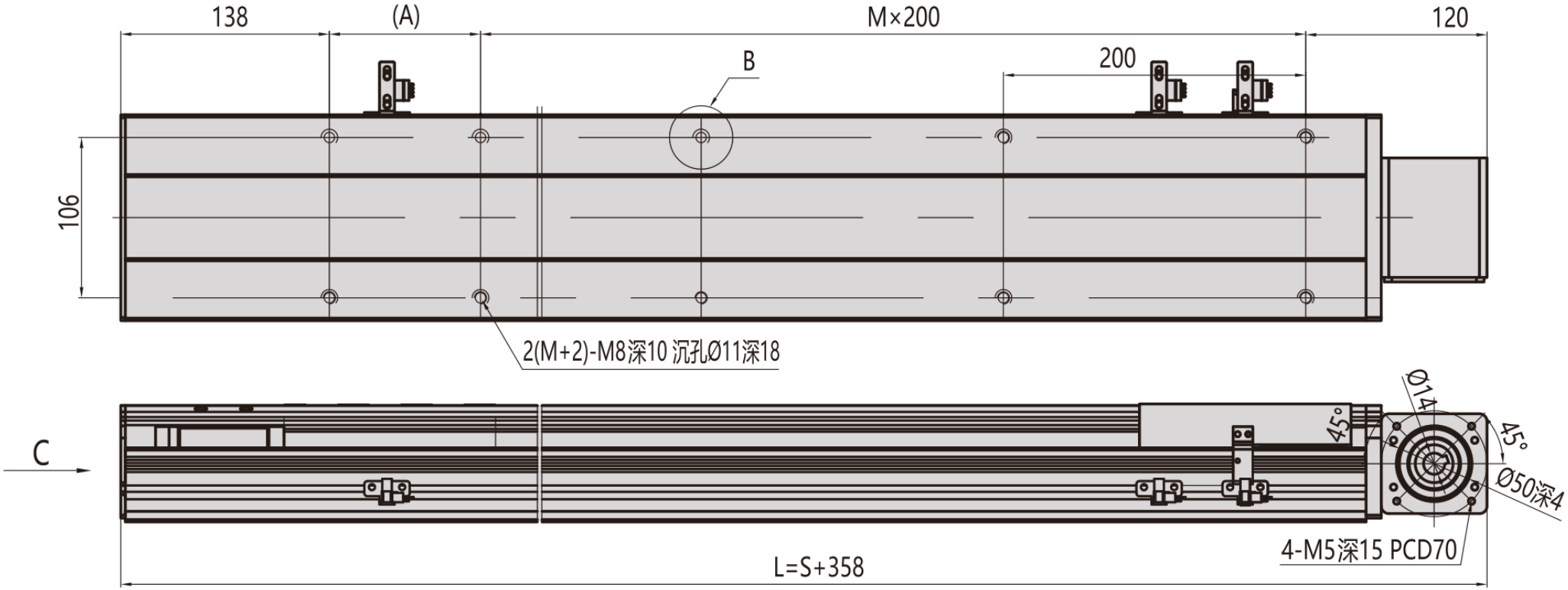
138
(A)
M×200
120
200
B
106
2(M+2)-M8深10 沉孔Ø11深18
C
Ø14
45°
45°
Ø50深4
4-M5深15 PCD70
L=S+358

MD14 · 우측 R · 뷰 2

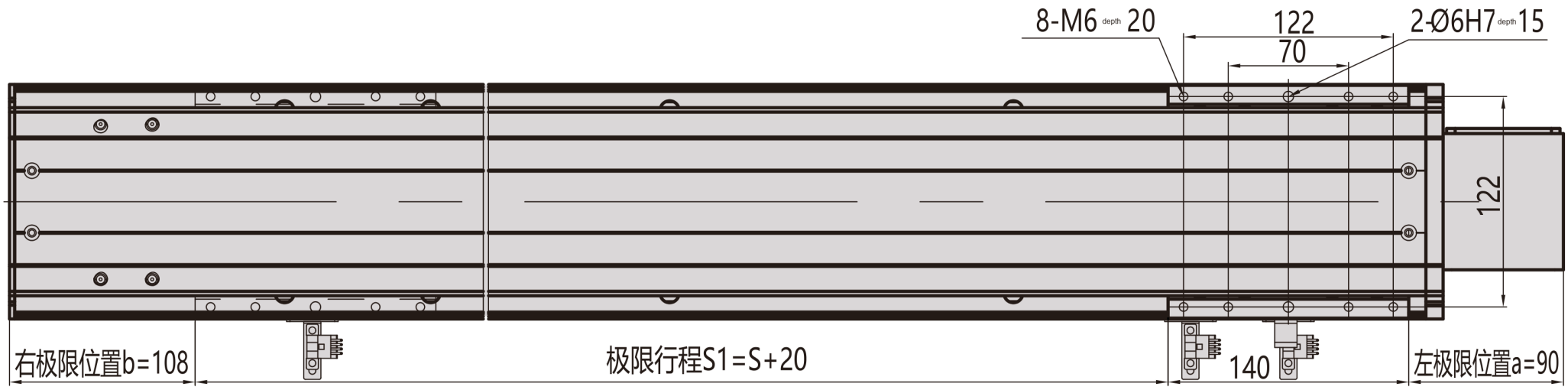
8-M6 depth 20
122
70
2-Ø6H7 depth 15
122
右极限位置b=108
极限行程S1=S+20
140
左极限位置a=90

MD14 · 우측 R · 단면 플랜지

B向视图

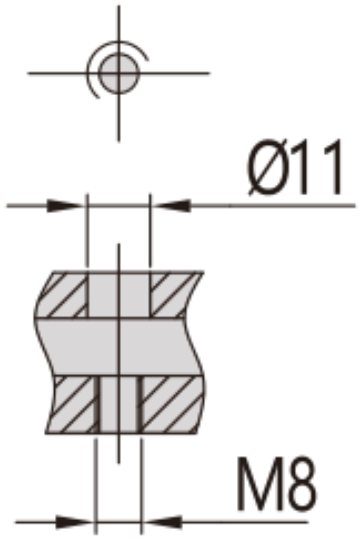

C向视图

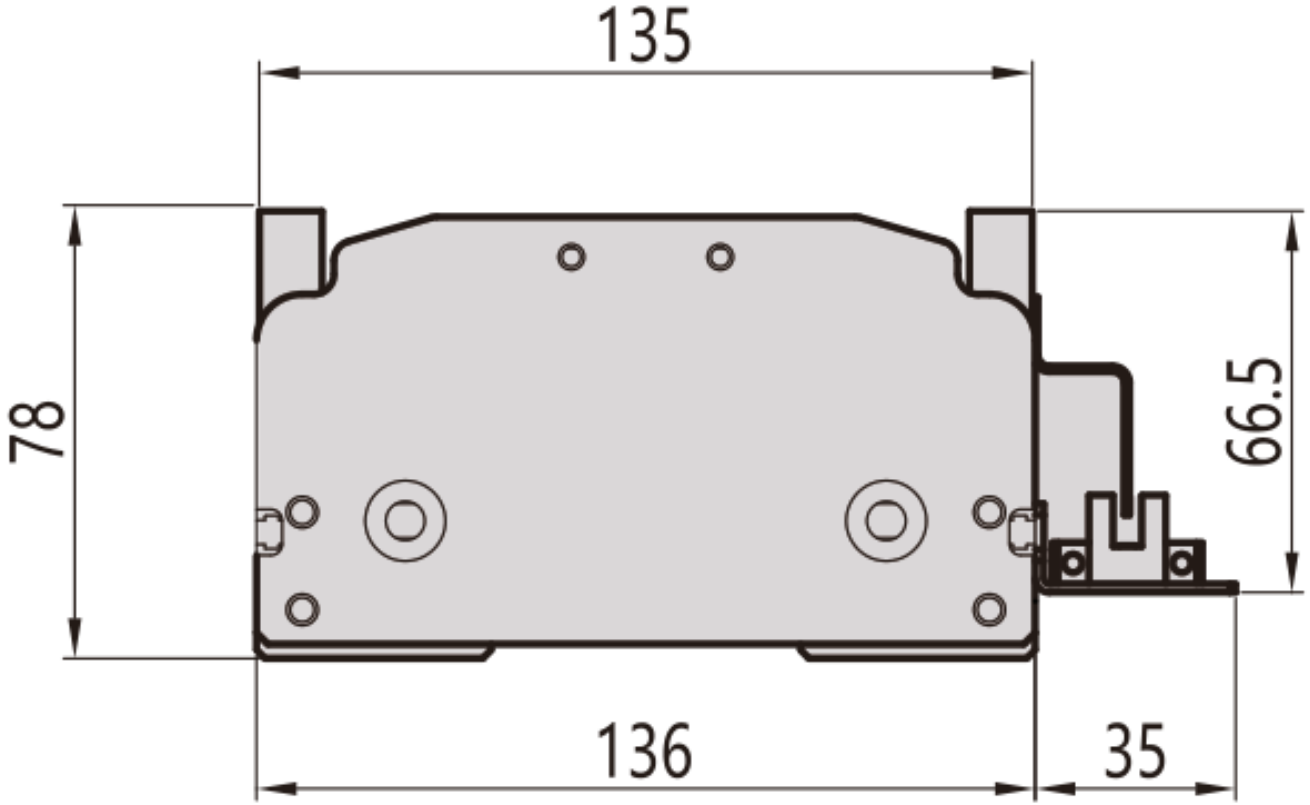

MD14 · 좌측 L · 공학 개요



MD14 · 우측 R · 공학 개요

