MY12T 치수

치수 및 설치 뷰. 단위는 각 뷰에 인쇄된 라벨입니다.

이 도면들은 스트로크를 선정하지 않습니다. 주문하는 구성에 대해 장착을 확인하십시오.

외측 C: 3 뷰. 뷰 1, 단면 플랜지, 공학 개요

MY12T · 외측 C · 뷰 1

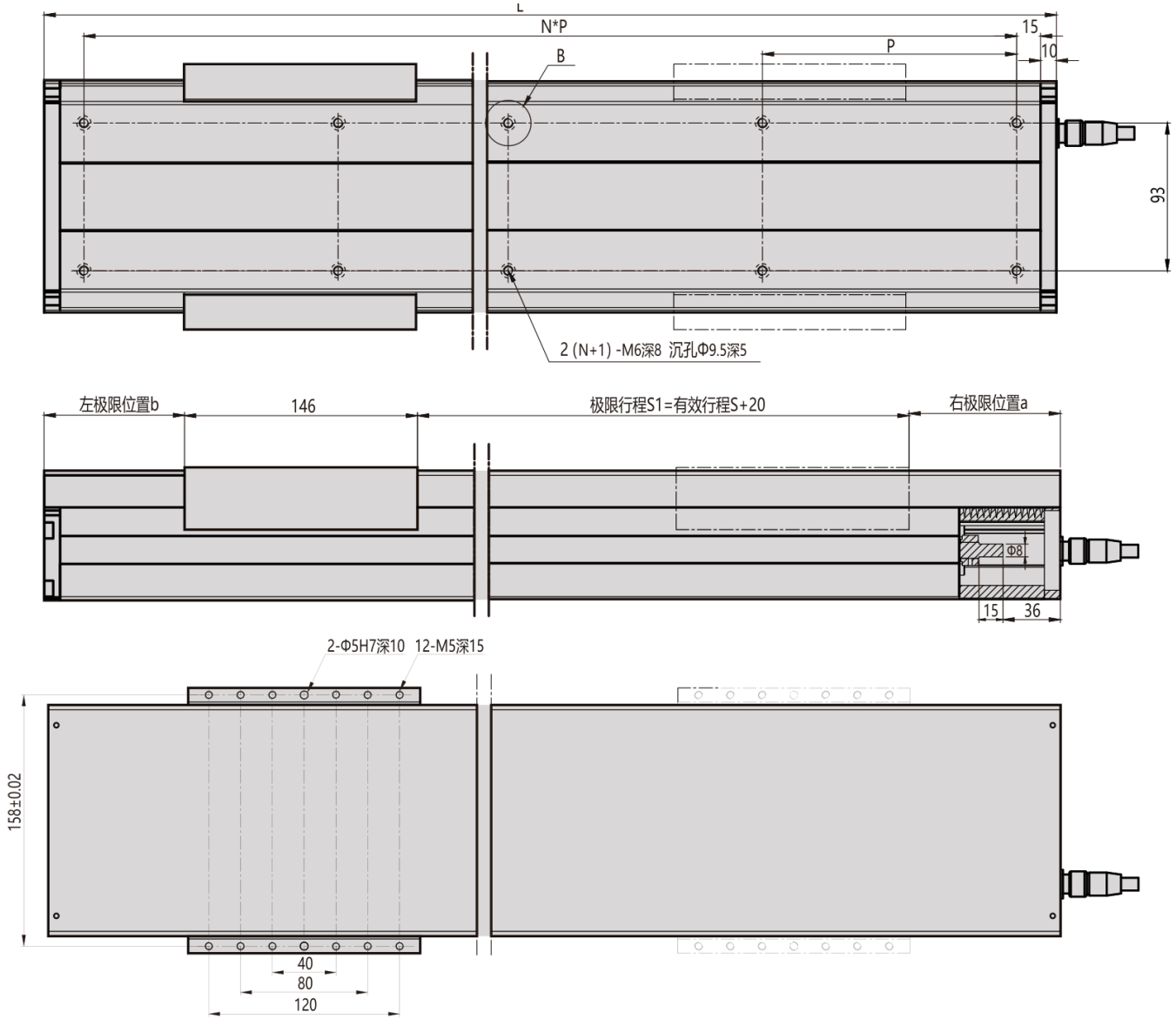
L
N*P
15
10
P
B
93
2 (N+1) -M6深8 沉孔Φ9.5深5
左极限位置b
146
极限行程S1=有效行程S+20
右极限位置a
Φ8
15
36
2-Φ5H7深10
12-M5深15
158±0.02
40
80
120

MY12T · 외측 C · 단면 플랜지

B向视图

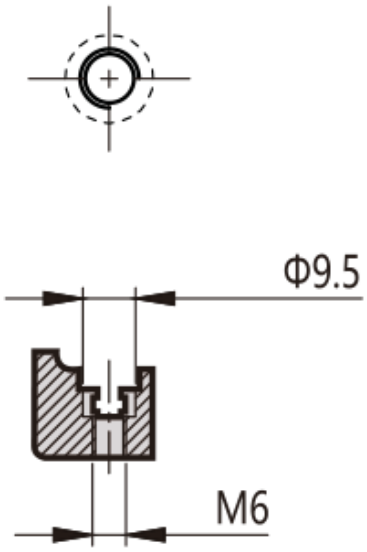

传感器航插接线图

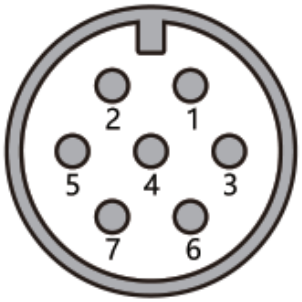

针脚定义：
针脚1： V+(5V-24V)
针脚2:V-
针脚3:远极限位点
针脚4:近极限位点
针脚5:零点位置

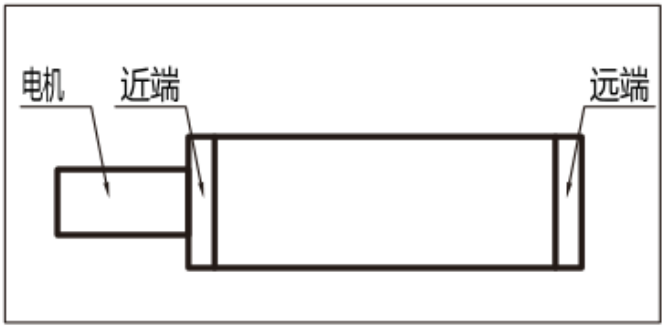

电机法兰视图

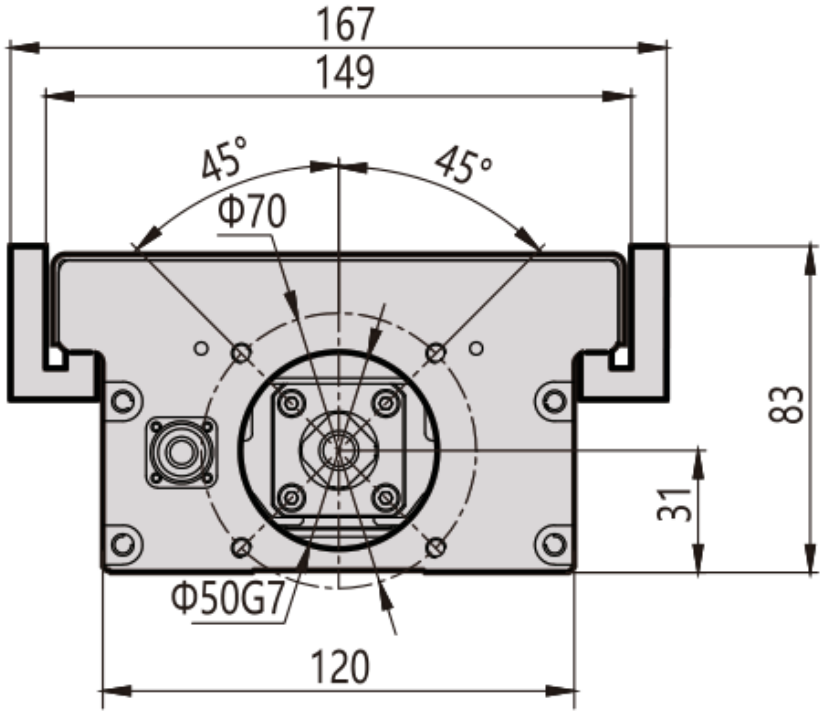

MY12T · 외측 C · 공학 개요

